

Marking Period Progress Chart

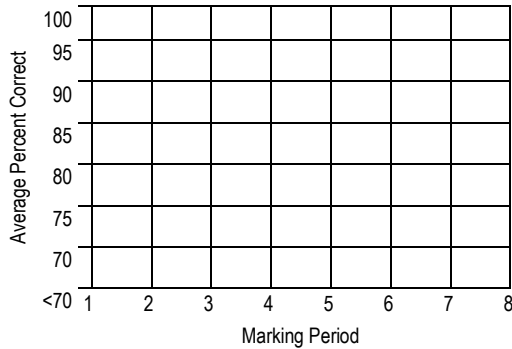
Grade Equivalent 1-6

Student: _____ Grade: _____ Teacher: _____


School Year: _____

Directions: On graphs 1, 2, and 3, mark your goal with an **X**. At the end of each marking period, note what you have achieved with a **●**. Connect the dots with a line. Use graph 4 to keep track of the total points you have earned.

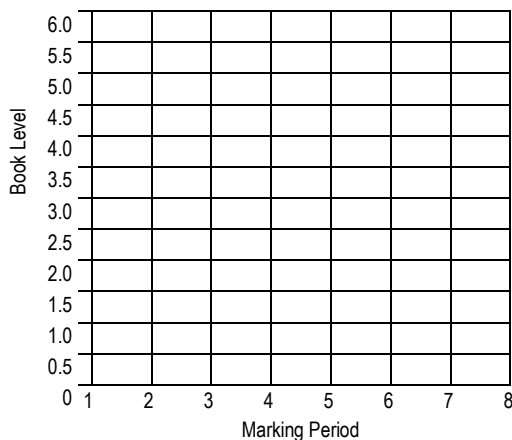
1. Average Percent Correct



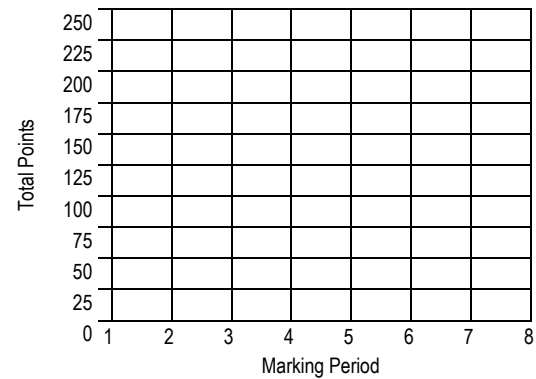
2. Points



3. Book Level



4. Total Points



5. Reader Certification Level

| Marking Period | 1 | 2 | 3 | 4 | 5 | 6 | 7 | 8 |
|----------------|---|---|---|---|---|---|---|---|
| Honors | | | | | | | | |
| Classic | | | | | | | | |
| Star | | | | | | | | |
| Advanced | | | | | | | | |
| Super | | | | | | | | |
| Rising | | | | | | | | |
| Independent | | | | | | | | |
| Ready | | | | | | | | |

Fill in the bottom half of the box to indicate a goal. Fill in the whole box when you reach the goal.