





SIGNS FOR OUR VOCABULARY WORDS

Dear Parents,

On these pages you will find the signs for the vocabulary your child will be learning this week. We all need to be consistent in the signs that we use so we do not confuse your child. Please discuss these words with your child and try to use them at every opportunity. Thank you for your help.

<h3>ATTIC</h3>	
<p>sign description: Both B hands begin together and then move apart and down. The index finger then points to the peak.</p> <p>memory aid: The hands form the shape of a house and then the signer points to what would be the attic area.</p>	
 1	 2
 3	 4